




# Welcome to Reception Class





## Principal's welcome

As Principal, I would like to warmly welcome you to our inner-city primary academy, situated in Leicester. We have an excellent team of adults who are committed to ensuring all children reach their potential. We strive for our children to have special and happy memories of their time with us and value highly the positive relationships we have built between children, parents, staff, governors and our neighbouring communities.

Children get one chance for an education and here at Knighton Mead we want this to be the very best. There is a driving determination to ensure that all pupils and adults reach their full potential. Through the development of positive learning behaviours (5Rs and Character Muscles), we aim for all of our children to leave with the skills necessary for successful, lifelong learning. Learning is celebrated and openly admired. We work and learn together, alongside parents and carers.

We have a lot to be proud of at Knighton Mead. We have well-resourced classrooms and specialist support bases to enhance learning. The school is a happy, stimulating and caring place and we expect high standards of behaviour and good manners throughout. We are committed to updating our Twitter page each day so you may also wish to follow this link to get an insight in to school life at Knighton! <https://twitter.com/knightontmet>

We feel privileged to be the school which begins your child's school journey, we can't wait to meet you all and welcome you to the team.

Miss Jenny Slinger



## Welcome

We are delighted that your child is joining us at Knighton Mead Primary Academy. Starting school is a big leap in your child's development, one which we at Knighton commit to making as smooth, exciting and enjoyable as possible, for both you and your child!

This booklet aims to give information about our academy, your child's education and ways that you can help prepare them for their first day.

Our induction process is designed to make the transition from home and pre-school or nursery as happy as possible, ensuring your child feels secure in their new environment. We offer several opportunities for your child to visit our EYFS setting and hope by the time they begin school they are already familiar with many aspects of school life.

On arrival in to school, a great deal of learning has already taken place in your child's life, the majority of which has been through 'playing'. We aim to develop this learning by providing a creative curriculum based upon the children's interests and learning styles, providing opportunities to extend their skills, knowledge and understanding through active learning strategies, through 'structured play'.

In the EYFS children are taught in a variety of ways; in whole class groups, small group work, pairs and individually with all staff members of the EYFS team. We operate an 'All Weather Policy' and free flow of the indoor and outdoor areas operate throughout the day.

We follow the seven areas of learning which are:

3 Prime areas:

- Personal, Social and Emotional Development
- Physical Development
- Communication & Language

4 Specific areas:

- Literacy
- Mathematics
- Understanding the World
- Expressive Arts and Design



All the activities that we plan for the children aim to develop these seven areas of learning, outlined in the Foundation Stage Profile 2021. Our curricular goals and long term plans can be found on our school website:

<https://www.knighton-tmet.uk/curriculum/eyfs/>

## Learning Journeys

Staff assess the children by observing them as they interact with others and with various activities. These on-going observations are used to inform the Foundation Stage Profile. We will consider ways to support your child to strengthen and deepen their current learning and development. The more we know about each child, the better able we are to support and extend their ability.

During your child's time in EYFS they will have a learning journey. We use a system called 'Tapestry' which is an online learning journey. This allows you to log on and see your child's learning whenever you would like.

We feel it is important for parents to contribute too, as you know your children best. The 'Tapestry online learning journal' allows you to upload things that your child has done during their time away from school. This will help the children during speaking and listening sessions as they have something familiar to talk about.

By the end of the school year the Foundation Stage Profile is completed for your child; parents and carers are invited to parent's evenings throughout the year and a written report of your child's attainment will be shared with you at the end of the summer term.





## My School Day

**8.40am** – Doors open. Parents/Carers bring their child through the EYFS playground to the Reception class door. We encourage independence by getting the children to come in, hang up coats, self-register and settle with a whole class carpet activity e.g. exploring and reading picture books.

If you are late and the door is closed, please take your child to the office to be registered. Failure to do this will result in your child not being on record and in the event of a fire your child will not be accounted for.

**8.50am** – Morning session begins. Including daily phonics sessions.

**11.30am** – Hand washing and lunchtime.

**12.30pm** – Afternoon session begins. Including daily maths sessions.

**2.45pm**– Fizzy fingers, story and song time

**3.10pm** – Home time. - Please wait outside in the EYFS playground and a staff member will invite you in to collect your child. It is important to inform us if you will not be collecting your child. A member of staff will not let your child go with someone they have not been informed about.

During each morning and afternoon session the children will take part in a variety of activities including: guided activities led by an adult and independent activities led by the child.

## My school routines

- The children will attend whole school assemblies some mornings. This includes a badge and certificate celebration assembly where children can earn points towards their badges from the school behaviour system and certificate for learning their High 5 Challenge words.
- The children will have P.E once a week – This day will be confirmed at the beginning of the year. Please remove all jewellery on P.E days and ensure all school uniform and P.E. kit are named.
- Your child will have free fruit and milk every day. No other snacks are required in Reception class.
- Water is available in the classroom throughout the day. Please bring in a named water bottle with water in. Please do not send juice – flavoured water is allowed.
- Your child will need a book bag for Reception class – these can be purchased at the office. This bag needs to be in school every day for any letters and learning to go home in. We also read with your child regularly, therefore they will need their books in school.
- Children's toys and jewellery should be left at home. This reduces the risk of getting the toys broken or lost.


## Lunchtime

Lunch is eaten in the hall and is supervised by EYFS staff. Staff are on hand to pour water, cut up tricky food items and open packed lunches if needed. The children can either bring in a packed lunch or have a free hot meal. The school has a kitchen and dinners are cooked on site. An example menu is included on the next page for you to discuss meal choices with your children prior to starting school.

You can order their school meals using the school gateway app (see separate letter in application pack) or your child can choose themselves each morning. We encourage children to make their own choices but will speak to parents/carers if children are picking the same meal daily.

If you choose to send your child with packed lunch, please make sure that your child's lunchbox is clearly marked with their full name and class, and that you do not send any chocolate items that do not have a biscuit base, glass bottles, fizzy drinks or foods containing nuts into our school.

After lunch there is time to play on the playground which is supervised by the lunchtime supervisors. The lunchtime supervisors will inform us of any issues regarding lunchtime play and the EYFS staff will let you know if your child hasn't eaten much. The children are never made to eat all of their lunch, they are simply asked to eat what they can and try new foods that they perhaps haven't eaten before.





# Example Menu

caterlink feeding the imagination		Spring/ Summer Menu 2022 Option A				
		Monday	Tuesday	Wednesday	Thursday	Friday
<b>Week One</b> 07.03.22 28.03.22 04.05.22 23.05.22 20.06.22	Option 1	Tomato & Vegetable Pasta	Jerk Chicken with Rice	Roast Beef, Roast Potatoes & Gravy	Chinese Chicken Curry with Rice	Breaded Fish with Chips & Tomato Sauce
	Option 2	Spanish Omelette with New Potatoes	BBQ Quorn Fillet with Rice	Vegetable Wellington with Roast Potatoes & Gravy	Sweet & Sour Noodles	Vegan Mexican Roll with Chips & Tomato Sauce
	Vegetables	Cucumber Rainbow Slaw	Sweetcorn Mixed Peppers	Cabbage Broccoli	Green Beans Carrots	Peas Baked Beans
	Dessert	Carrot & Courgette Cake with Custard	Apple & Raisin Flapjack	Fresh Fruit & Yoghurt Station	Orange & Cinnamon Cookie	Peaches & Ice Cream
Or a choice of Yoghurt & Fresh Fruit available daily						
<b>Week Two</b> 21.02.22 14.03.22 04.04.22 09.05.22 06.06.22 27.06.22	Option 1	Macaroni Cheese With Garlic Bread	Spaghetti Bolognese	Roast Chicken, Roast Potatoes, Stuffing & Gravy	Chef James Chicken Jollof Rice	Fishfingers or Salmon Fishfingers with Chips & Tomato Sauce
	Option 2	Vegetable Curry with Rice	Vegan Spaghetti Bolognese	Roast Quorn, Roast Potatoes, Stuffing, & Gravy	Vegan Burger in a Bun with Wedges & Tomato Sauce	Cheese & Bean Pasty with Chips
	Vegetables	Sweetcorn Cauliflower	Mixed Peppers Green Beans	Carrots Peas	Broccoli Sweetcorn	Peas Baked Beans
	Dessert	Apple & Berry Crumble with Ice Cream	Lemon Drizzle Cake	Fresh Fruit & Yoghurt Station	Chocolate & Beetroot Brownie with Chocolate Sauce	Apple, Cheese & Crackers
Or a choice of Yoghurt & Fresh Fruit available daily						
<b>Week Three</b> 28.02.22 21.03.22 25.04.22 16.05.22 13.06.22 04.07.22	Option 1	Cheese & tomato pizza with wedges	Chicken Fajitas with Rice	Roast Turkey, Roast Potatoes & Gravy	Pork Sausage Hot Dog with Potato Wedges	Fish in Batter with Chips & Tomato Sauce
	Option 2	Falafel with Lemon & Herb Couscous	Vegetable Enchiladas with Rice	Lentil & Basil Puff Pastry, Roast Potatoes & Gravy	Vegan Sausage Hot Dog with Potato Wedges	Cheese & Red Pepper Frittata with Chips & Tomato Sauce
	Vegetables	Green Beans Carrot & Beetroot Slaw	Coleslaw Sweetcorn	Carrot Broccoli	Sweetcorn Tomato Salsa	Peas Baked Beans
	Dessert	Lemon & Mixed Berry Cake	Raspberry Jelly & Mandarins	Fresh Fruit & Yoghurt Station	Pineapple Loaf with Custard	Chocolate Shortbread
Or a choice of Yoghurt & Fresh Fruit available daily						

- Power
- Vegan
- Wholemeal
- Chef's Special

## Available Daily:

- Freshly cooked jacket potatoes with a choice of fillings (where advertised)
- Bread freshly baked on site daily
- Daily salad selection

**ALLERGY INFORMATION:**  
If you would like to know about particular allergens in foods please ask a member of the catering team for information. If your child has a school lunch and has a food allergy or intolerance you will be asked to complete a form to ensure we have the necessary information to cater for your child. We use a large variety of ingredients in the preparation of our meals and due to the nature of our kitchens it is not possible to completely remove the risk of cross contamination.

## School Uniform


Children at Knighton Mead Primary Academy are required to wear the following uniform:

- Red jumper, fleece or cardigan
- White polo shirts or blouses
- Dark grey trousers/shorts/skirt
- Red and white gingham dresses/grey school dresses
- Grey, white or black tights
- Plain black footwear



P.E Uniform consists of:

- Plain red polo shirt
- Plain black trousers or shorts
- Trainers



*Please ensure all uniform, P.E. kit and shoes are named. Please remember we are learning to be independent in EYFS so clothes may get messy with pen, mud, paint or water.*

## Parents as partners

You are your child's first educator, and we look forward to building a partnership with you, whilst your child is in our care. Please keep us informed of anything that happens at home which may affect your child as soon as possible. There is always members of the EYFS team on the doors at the beginning and end of the day for you to talk to. However, if you ever have the need to talk to your child's teacher, please mention it to them before or after school and they will arrange a suitable time to talk to you.

There are two parent's evenings during the year, one in the Autumn term and one in the Spring term, where you will be able to discuss your child's progress with his/her teacher. You will also receive a written report at the end of the Summer term.

We also use 'Tapestry' as a means of communicating our topics and events within EYFS through our class information pages. You can also communicate to teachers through adding a note observation attached to your child's profile. Our school website, newsletters and twitter are also other ways we communicate with our parents/carers.

We also have open mornings across the year to celebrate learning, topics and celebrations.

It is important that your child establishes a good attendance pattern in order not to miss out on essential learning. If your child is unable to attend school, please always let us know by telephone the school office in the morning. If we do not hear from you, we will contact you. Please always ensure your contact details are up to date in case of emergencies.

## Parents as partners continued...

If your child injures themselves at school, they will receive treatment from our trained first aiders. Depending on the severity of the incident, the teacher will speak to you, and you will be sent home an incident note. We may telephone you if your child bumps their head or face.

As previously mentioned, we have an online learning journey system called 'Tapestry'. Every parent will be signed up to Tapestry at the beginning of the year via their email. This will enable you to see activities that your child complete throughout the year. We will invite you to a Tapestry meeting for parents in the new term to support you in accessing this but also using it to support your child's learning.

We encourage parents to upload pictures, videos and comments to tapestry for us to use in our assessments of the children. It also gives them something familiar to talk about with their teachers and excites them to let us know what they have been up to.





## Reading and Writing

At Knighton Mead we teach the children phonics through a range of strategies. There will be a phonics / reading workshop in September that we encourage all adults to attend to understand the process of learning to read and write. At this meeting you will be provided with a Sound Mat of the sounds your child will be learning, a High 5 Challenge book and a home link diary to record when your child reads at home.

Your child's first reading book brought home will be a book with no words. The aim of this book is to encourage your child to talk about the pictures and enhance speech and story language. As your child progresses with their phonetic learning, they will bring home two reading books – one at their current level and a challenge book. Please read to and listen to your child read as much as possible. We encourage you to share these books with your child every night – the more they read, the more confident they become. Children will also bring home a picture book from our class library to share with you – reading this to them will support them in their love of reading, imagination skills, retelling and listening skills.

Writing will likely come later after they are confident with reading and making initial marks on paper. We encourage you to practice drawing pictures of family members, objects and things that they like. As well as, working to build up muscles for writing with activities such as, play dough, building with small construction, using pegs and drawing




## How you can help at home during the summer

- Talk with your child about who they can talk to if they are anxious or upset. Reassure them that all the adults in EYFS want to help them feel happy and safe.
- Encourage your child to be independent as possible by boosting their confidence when getting changed.
- Make sure your child can recognise their belongings.
  - Make sure your child can recognise their first name.
- Play board games to encourage turn taking skills.
- Throughout the summer holidays and beyond encourage your child to draw at any opportunity and use their number skills during fun activities.
- Reinforce independent toileting as well as, washing and drying hands.
- Share the next few pages of this booklet with your child.
- Be positive and enthusiastic even if we feel anxious ourselves.



## My classroom



Reception entrance



Reception  
cloakroom

## My classroom



Reception toilets



Our outdoor area



## My teachers



Miss Moore-Haines  
Class Teacher &  
EYFS Phase Leader



Miss Freestone  
Teaching Assistant



Miss Perry  
1:1 Teaching Assistant

## And Finally...

When children first start school, they can be reluctant to discuss what they have done when they get home. Don't worry this is quite normal. Starting a new routine and coping in a new situations and with new people can be quite tiring.

Our focus in Reception is not just providing them with a great start to their academic education but also to create happy, confident individuals. We want to do everything we can to ensure your child loves coming to school and that they are motivated to learn. If you have any concerns that this is not the case, please speak to a member of the EYFS team about this.

If you have any questions or queries, please do not hesitate to email the school on [office@knighton-tmet.uk](mailto:office@knighton-tmet.uk)

– Please include your phone number in the email so that a staff member can get back to you.

- Should you need any of this document translated or need to speak to a member of staff in home language, please email the school on the email above, including the translated language you require. We will do our best to support you.

We look forward to meeting you and your child soon and welcoming you into our school community.